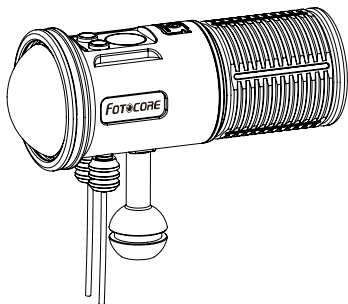


M5 Video Light USER MANUAL

使用前请认真阅读此说明书
Please read the user manual carefully before use.

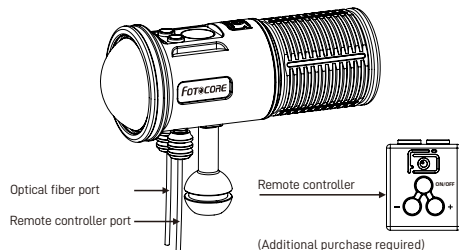


www.fotocore.com
sales@fotocore.com

Product Specification

Product Name	M5
Light Source	LED with a lifespan of up to 50,000hours
Output	White light(100%)5000Lumens
Mode	Dual button nine steps dimming mode(Support remote control dimming)
Working Voltage	12.6V
Compatible Battery	3*18650 battery
Waterproof Depth	100m
Beam Angle	120°
Power Indicator	> 70% green ≤70% yellow ≤30% red
Runtime	White light 30~270mins
Color Temperature(CCK)	5600K
Color Rendering Index(CRI)	Ra96
TCL1	97
R9	94
Battery Capacity	33.3wh (11.1v×3.0Ah)
Dimensions	144mm×50mm×60mm
Weight (on land)	505g(with battery)

Product Structure

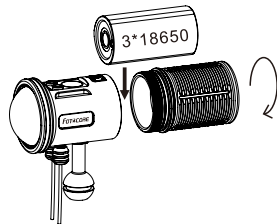


Operation Guide

All the test data of this product is obtained by using FOTOCORE dedicated battery and it varies if using other batteries or modified batteries.

Step 1: Open the battery pack and check whether the battery has power. Please charge the battery if no power.

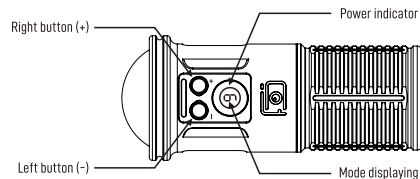
Step 2: Put the battery into the light body and tighten it clockwise until it is tightened.



Step 3: Power on - Press and hold both switches for 3 seconds to turn it on. The default maximum power (9th mode) is 5000 lumens.

Step 4: Dimming - The left button is for downshifting and the right button is for upshifting.

Step 5: Power off - In working mode, press and hold both switches simultaneously for 3 seconds in any gear to turn off.



Maintenance Guide

This product is a professional diving video light that may be used in some harsh environment. So please maintain it in time for a longer lifetime.

- 1.This is a high-power LED diving video light that releases large heat. Please don't use it for more than 5mins on land to avoid LED or circuit burning.
- 2.Please loosen the battery part and the head part when not in use which helps to avoid self-discharge. A long-term discharge will shorten the service life of the battery.
- 3.Please charge it once every three months if not used for a long time.
- 4.Please check and lubricate the o-ring before diving.
- 5.Please dip the video light in the freshwater for more than 10mins after diving, and clean up the sea salt, sediment, and other corrosive substance.
- 6.Please take care of the plug when charging to protect the charging port.
- 7.Since this video light included a battery, please handle it gently to avoid the dangers from excessive collisions.
- 8.Disassembling the battery may cause an explosion by a short circuit, so it is not allowed to do.
- 9.This product is prohibited from using or playing with by children under ten.

After-sales Service

All FOTOCORE products have a warranty period, defective products can be replaced free of charge at your local distributor/dealer within 15 days of purchase. And after 15 days all defects/failures of FOTOCORE products will enter the free period, and the free maintenance period will be within 15 months from the date of purchase. After 15 months, it will enter the limited warranty period, and labor costs will be charged, but no accessories or replacement parts will be charged. The warranty is invalidated in all of the following situations:

- 1.The product(s) is/are disassembled, reconstructed, and/or modified by unauthorized parties.
- 2.The product(s) is /are damaged via improper use.
- 3.The battery is leaked and damaged, including damage caused by untimely maintenance.

For the latest news on FOTOCORE products and services, please contact your FOTOCORE distributor or send an email to sales@fotocore.com. The FOTOCORE official website shall prevail in case of any product data changes.