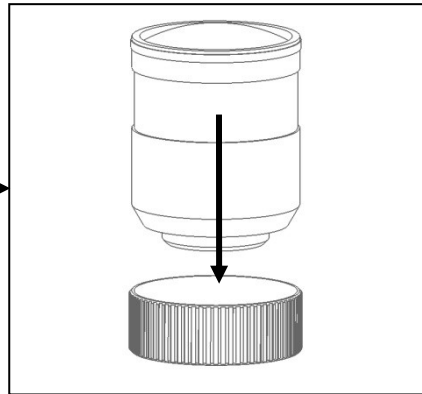
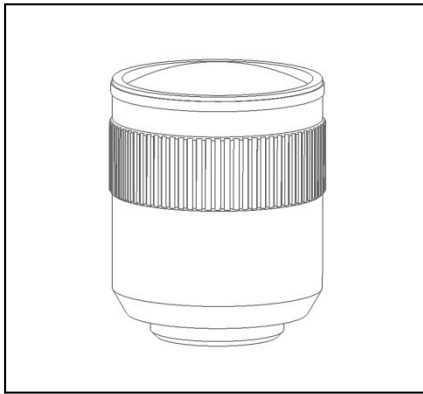


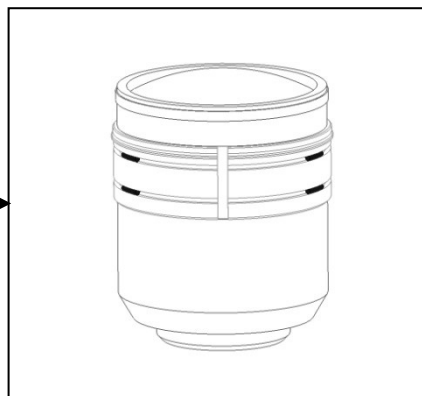
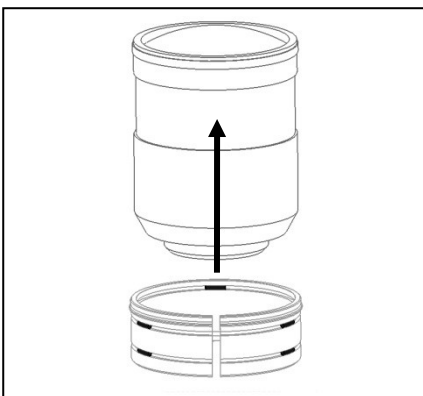
N60G-F

Focus gear for Nikon AF-S Micro 60mm F2.8G ED

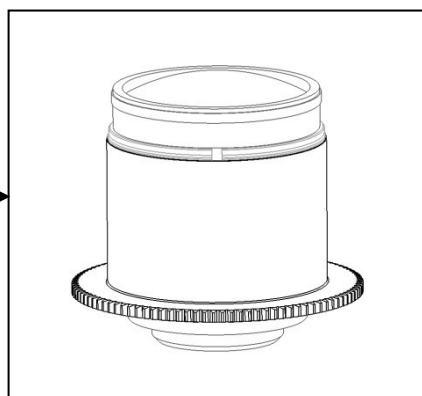
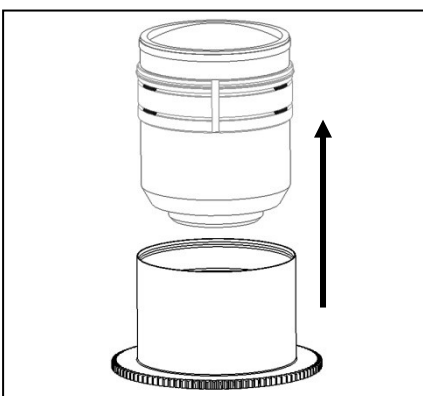
Please follow the instructions below to mount the N60G-F on the lens.



1. Remove the rubber ring from the lens carefully.



2. Insert the plastic c-ring of the N60G-F onto the rubber ring recess of the lens.



3. Insert the gear ring of the N60G-F on the plastic c-ring, as shown in the diagram, until it reaches the flange of the plastic c-ring.

4. The tightness between the N60G-F and the lens can be adjusted by removing or adding rubber grips on either sides of the plastic c-ring. Spare rubber grips are included in the package.