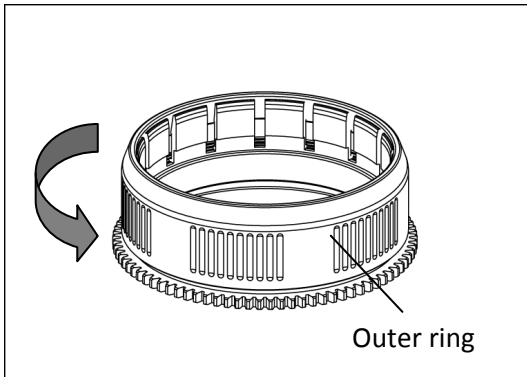


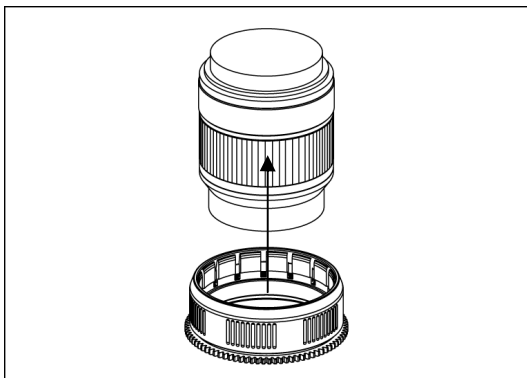
37141 SE2870-Z

Zoom gear for Sony FE 28-70mm F3.5-5.6 OSS

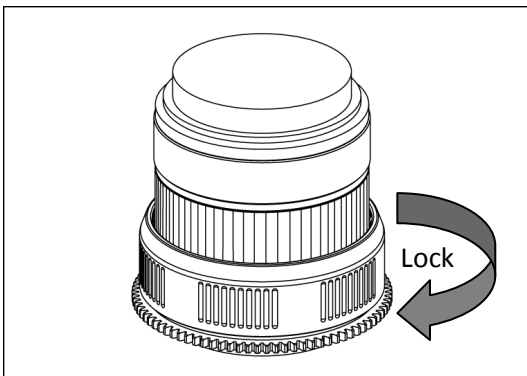
Please follow the instructions below to mount the dedicated zoom gear on the lens.



1. Loosen the zoom gear by turning the outer ring anti-clockwise while holding the toothed part firmly, until it can be inserted onto the lens.



2. Insert the zoom gear as shown and place it over the lens zoom ring until it cannot go in any further.



3. Tighten the zoom gear by turning the outer ring clockwise while holding the toothed part firmly, until it cannot go in any further.

To remove the SE2870-Z gear, reverse the above steps.