



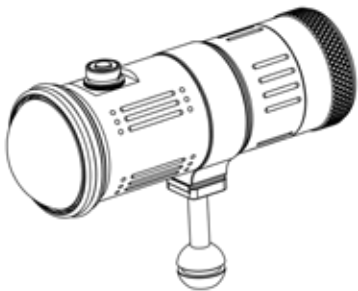
scubalamp underwater photography equipment

User manual

SUPE V7K Pro video light

—15000lumens and approximately 80mins runtime

Thank you for choosing our video light, please read the following information carefully before using.



V7K Pro

LED Photo/Video Light



www.scubalamp.com sales@scubalamp.com

Specification

- Adopting 27mm diameter COB film and TV LED with a lifespan of up to 50,000 hours.
- Modes: High light (100%) - High light(75%) - High light(50%) - High light(25%)
- Working Voltage: 16.8V.
- Maximum Output of Brightness: High light (100%) 15,000lumens.
- Runtime: High light (100%) 80mins.
- Compatible Battery: 8" 21700 SUPE dedicated battery (with overcharge & over-discharge protection IC).
- Charging Time: 5-8 hours (SUPE dedicated charger output: 17.0V= 3.0A).
- Can withstand a max pressure of 20 PA or seawater 100m pressure and is waterproof 100 meters.
- Beam angle: 120°.
- Patented side switch for non-visual, one-handed touch operation (ZL201621315690.0).
- Tail Power Indicator: 100%(five lights on) -80%(four lights on) - 60%(three lights on) -40%(two lights on) -20%(one light on).
- 4mm thick optically enhanced tempered glass.
- High-grade aviation aluminum alloy with type III hard anodization for corrosion resistance in seawater.
- Circulating conductive structure inside the lamp to reduce the corrosion of the lamp body.
- Body color: Black.
- Dimensions : 266mm(length)*61mm(body)*69mm(head).
- Net weight: 1566g(with battery on land).
- Accessories: spare o-ring.

Operation Guide

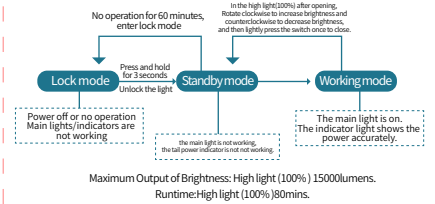
All the test data of this product is obtained by using SUPE dedicated battery, and it varies if using other batteries or modified batteries.

- Step 1: Check whether the battery has electricity. If there is no electricity, please charge it!
- Step 2: Put the battery into the lamp body and tighten it clockwise until it is tightened
- Step 3: Press and hold the switch for 3 seconds, and then tap the switch once to turn on white light highlight(100%).
- Step 4: In the high light(100%) after opening, Rotate clockwise to increase brightness and counterclockwise to decrease brightness, and then lightly press the switch once to close.
- Dimming Sequence: On - High light (100%) - High light(75%) - High light(50%) - High light(25%)

Operating Mode Description

This product contains three modes: lock mode, standby mode, working mode.

- Lock mode** The product is not working, the power is turned off, and the tail power indicator is off.
- Standby mode** The product waiting for work, the tail power indicator does not show.
- Working mode** The main light is turned on, and the tail power indicator shows the power accurately.



Maintenance Guide

This product is a professional diving video light that may be used in some harsh environments. So please maintain it in time for a longer lifetime.

1. This is a high-power LED diving video light that releases large heat. Please don't use it for more than 5mins on land to avoid LED or circuit burning.
2. Please loosen the battery part and the head part when not in use which helps to avoid self-discharge. A long-term discharge will shorten the service life of the battery.
3. Please charge it once every three months if not used for a long time.
4. Please check and lubricate the o-ring before diving.
5. Please dip the video light in the freshwater for more than 10mins after diving, and clean up the sea salt, sediment, and other corrosive substance.
6. Please take care of the plug when charging to protect the charging port.
7. Since this video light included a battery, please handle it gently to avoid the dangers from excessive collisions.
8. Dissembling the battery may cause an explosion by a short circuit, so it is not allowed to do.
9. This product is prohibited from using or playing with by children under ten.

After-sales service

All SUPE products have a warranty period, defective products can be replaced free of charge at your local distributor/dealer within 15 days of purchase. And after 15 days all defects/failures of SUPE products will enter the free period, and the free maintenance period will be within 15 months from the date of purchase. After 15 months, it will enter the limited warranty period, and labor costs will be charged, but no accessories or replacement parts will be charged.

The warranty is invalidated in all of the following situations: 1. The product(s) is/are disassembled, reconstructed, and/or modified by unauthorized parties.

2. The product(s) is/are damaged via improper use.
3. The battery is leaked and damaged, including damage caused by untimely maintenance.

For the latest news on SUPE products and services, please contact your SUPE distributor or send an email to service@scubalamp.com. The SUPE official website shall prevail in case of any product data changes.

用户手册

User manual

SUPE V7K Pro 专业视频灯

—15000 流明续航80分钟

感谢使用我公司产品
在使用前,请仔细阅读以下信息

技术参数

- 采用27毫米直径的COB影视LED, LED寿命为50000小时
- 四档操作模式:白光(100%) -白光(75%) -白光(50%) -白光(25%)
- 额定工作电压:16.8V
- 最大输出亮度:白光(100%) 15000流明
- 最大续航时间:白光(100%) 80分钟
- 专用电池包:8"21700 SUPE专用电池包(含过充过放保护IC)
- 充电时间:6-8小时(SUPE专用充电器:输出17.0V=3.0A)
- 最大能受压20PA或者海水100米压力,防水深度为100米
- 泛光最大角度为:120°
- 外压式顶针按钮开关(受专利保护:ZL201621315690.0)
- 尾部电量提示:100%(亮五个灯)-80%(亮四个灯)-60%(亮三个灯)-40%(亮二个灯)-20%(亮一个灯)
- 4毫米厚光学增透钢化玻璃
- 外壳经过军工三级加硬阳极氧化处理,防腐,耐磨
- 灯体内循环导电结构,降低灯体腐蚀速度
- 整体颜色:黑色
- 尺码:266mm(总长)*61mm(灯身)*69mm(灯头)
- 净重:1566g(含电池陆地重量)
- 配件:备用胶圈

操作指南

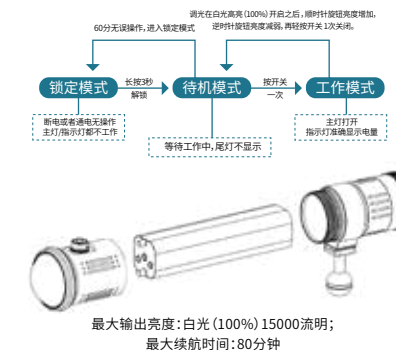
本产品所有的测试的数据均采用SUPE品牌专用电池测试所得,如使用其它电池或者改装电池所得的数据会有所不同!

- 第一步:打开电池,检测电池是否有电,如果没有电,请充电!
 - 第二步:把电池放进灯身,顺时针扭紧电池,直到扭紧为止。
 - 第三步:长按开关3秒进入待机模式,再轻按开关1次即可开启白光高亮(100%)。
 - 第四步:第四步:调光在白光高亮(100%)开启之后,顺时针旋扭亮度增加,逆时针旋扭亮度减弱,再轻按开关1次关闭。
- 调光顺序:开启-白光(100%) -白光(75%) -白光(50%) -白光(25%)

·模式说明

本产品包含三个模式分别是:锁定模式,待机模式,工作模式。

- 锁定模式** 指产品不工作状态,电源关闭中,电量指示灯不亮。
- 待机模式** 指产品在等待工作中,尾灯不显示。
- 工作模式** 指主灯打开,电量指示灯准确显示电量。



保养指南

本产品为专业潜水视频灯,使用环境比较恶劣,为了延长产品的使用寿命,请必须及时保养维护。

- 1.本产品为高功率LED潜水视频灯,LED发热量大,空气中点亮时间不得超过5分钟,否则容易烧坏电路板或者LED,造成损坏。
- 2.在不使用的情况下,必须把电池包和灯头部分松开,避免电池包自放电,长时间放电,会缩短电池包的使用寿命。
- 3.在不使用的情况下,每3个月必须充电1次。
- 4.每次潜水下水前,必须检查胶圈是否有损坏,如胶圈完好,必须涂抹润滑油。
- 5.每次潜水上岸后,必须及时用淡水浸泡10分钟以上,并及时清理海盐泥沙等其它腐蚀性物质。
- 6.给电池包充电时,请小心插拔插头,以免损坏充电接口。
- 7.本产品含有电池包,请注意轻拿轻放,避免过度碰撞而导致其它危险。
- 8.禁止私人自拆开电池包,避免电池包短路造成爆炸。
- 9.本产品禁止让10岁以下儿童使用或者玩耍。

售后服务

所有 SUPE 产品具有保修期,有缺陷的产品可以在自购买15天内过当地分销商/经销商处免费更换,15天后所有缺陷/故障! SUPE 产品将进入免费期限,免费维修期为购买之日起15个月内,超过15个月,将进入有限保修期,将收取劳动力成本,但不收取配件或更换零件费用。

不在保修范围之内情况如下:

- 1.本产品被私自拆卸,未经授权重建和/或维修。
- 2.本产品通过使用不当损坏。
- 3.产品电池泄漏损坏,含未及时保养造成的损坏。

有关 SUPE 产品和服务的最新消息,请联系贵国 SUPE 经销商或发送电子邮件至service@scubalamp.com. 产品数据如有变更,以 SUPE 官网为准。



THANK YOU FOR PURCHASING SCUBALAMP AGAIN!



KOLTA ELECTRONICS Co., Ltd.

TEL: +86-769-87199220

FAX: +86-769-87199220

E-mail: Sales@scubalamp.com

Web: www.scubalamp.com

made in China CE